



## **Arizona Avenue Apartments Request for Information**

Updated: 4/12/2023


- 1) Door hardware to be Schlage Plymouth Satin Nickel Exterior Single-cylinder deadbolt keyed entry doorknob combo pack.
- 2) Owner will pay APS fees.
- 3) Asphalt can be saw cut and removed to construct new shade/car structures footings; if contractor desires to install footings before paving, that is acceptable as well, if all provisions to protect footing during paving are provided.
- 4) Existing windows to be removed and new windows installed and repair the stucco and drywall as needed.
- 5) Aluma wood product can be used in lieu of product specified in plans. (See attached.)
- 6) Revised sheet 2 removing (4) keynotes # 15 not needed on plan, walls to be removed are noted with keynote # 15 and hatch on wall. (See attached.)
- 7) Owner will entertain an alternative window, provide proposal with window specified on plans and alternative cost and cut sheets for window proposed as alternative.

**If You Can Dream It, We Can Build It.**

We understand that every home and homeowner has a unique style. Whether you're attaching a shaded area to your home, or building a freestanding private retreat, an Alumawood® shade structure has the design flexibility needed to make your vision a reality. Our shade structures give you:

- Heavy header-beam construction
- Richly textured wood finish
- Six popular designer colors
- Durable Aluma-Shield™ paint system for long-term gloss retention
- Fasteners in matching colors
- Recessed lighting system option by LightStrip®
- Four style options for beam and rafter end cuts

**Only Alumawood® shade structures give you the benefits homeowners want most.**



	Alumawood®	Wood	Vinyl
Quality Construction	●	●	●
Aesthetics	●	●	●
"Real Wood" Texture	●	●	●
Custom Components	●	●	●
Structurally Engineered	●	●	●
Easy Maintenance	●	●	●
Termite/Insect Proof	●	●	●
Resists Warping and Cracking	●	●	●
Lightweight yet Durable	●	●	●
No Painting Needed	●	●	●
Resists Sun, Rain, Weather	●	●	●



**YOU'LL REST EASIER UNDER AN ALUMAWOOD® SHADE STRUCTURE.**

Why? Because we offer one of the strongest and most thorough paint warranties in the business. Not only are you covered by an established, stable company, but your warranty is also transferable — which provides additional value if you decide to sell your home.




Reshaping the way America thinks about patios.  
**Alumawood.net**  
**Alumawood@Amerimax.com**

28921 US Highway 74  
 Romoland, CA 92585 USA  
**800 448 4033**

TEFLON® is a registered Trademark of DuPont used under license by Amerimax Exterior Home Products

**PERFORMANCE.  
 STYLE. VALUE.**  
 WE'VE GOT YOU COVERED



Alumawood® Shade Structures



Alumawood® shade structures are an excellent way to extend your living space outside your home. Whether you're having a barbeque with family and friends or relaxing with a book, patio covers help protect from the sun, rain, snow, and other elements.

For more than 50 years, Amerimax has been helping homeowners get more value, more space, and more enjoyment from their homes. As an industry leader, we've built a solid reputation for reliability, comfort, and style. Alumawood® shade structures, featuring the Aluma-Shield™ paint system with TEFLON® surface protector, take performance and dependability to new heights.

**It's Never Been This Easy To Enjoy The Look Of Wood.**

With the embossed surface of an Alumawood® shade structure, you'll enjoy the beauty of a richly textured wood grain finish — with a fraction of the maintenance and upkeep. That's because, unlike wood, Alumawood® shade structures won't crack, peel, warp, or rot. They're also termite-proof, don't burn, and never need painting.

In addition, our new Aluma-Shield™ paint system with TEFLON® surface protector repels dust, dirt, oil, and stains, making it easier than ever to keep your structure looking pristine and new. It also greatly reduces corrosion from the sun, salt, pollution, and the elements. In short, with an Alumawood®

shade structure, you get the best of both worlds: the beauty of wood and the convenience of a highly durable, low-maintenance aluminum surface.

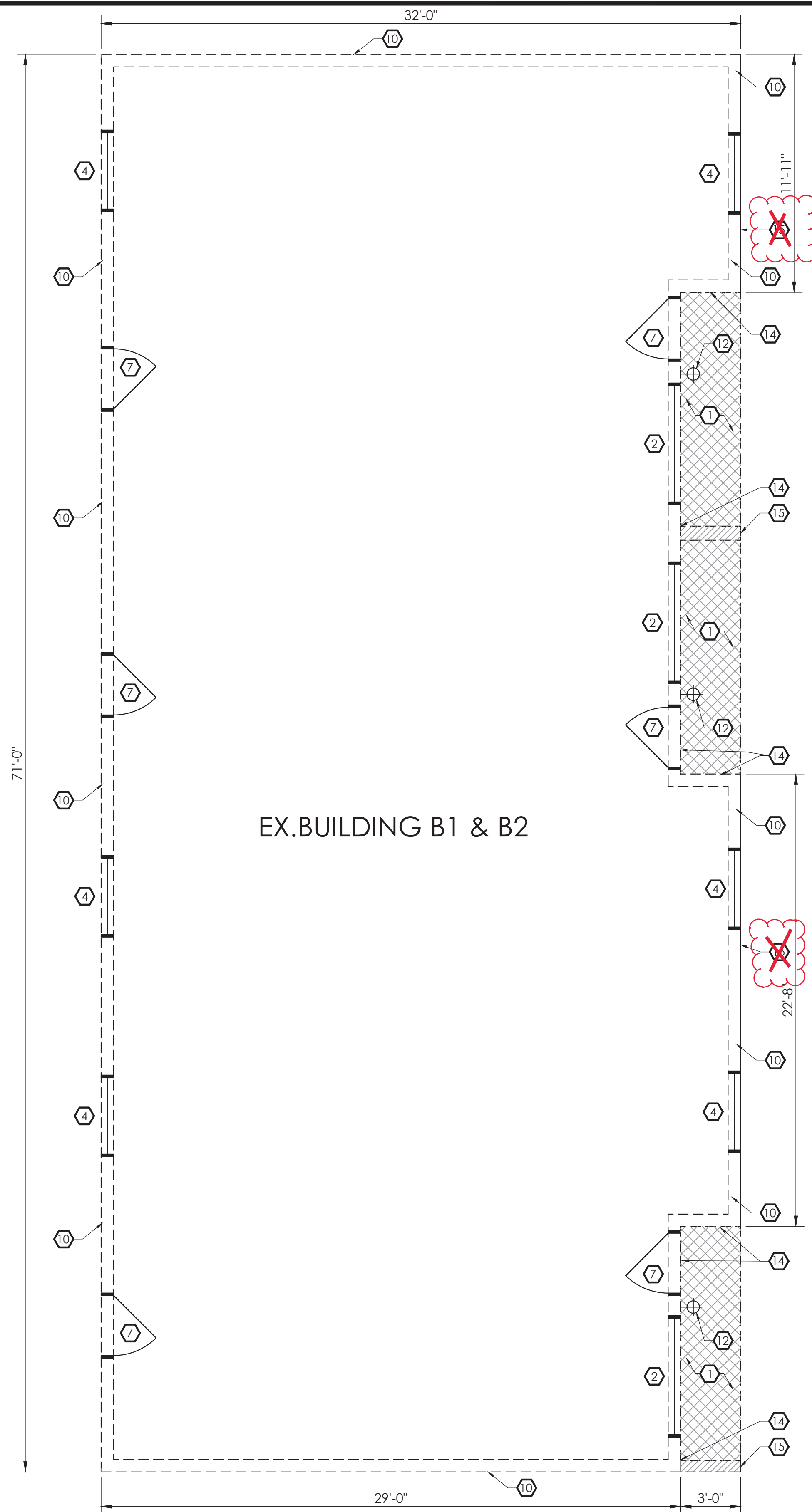
**Part Shade. Full Shade. Total Comfort.**

Alumawood® shade structures offer two distinct product lines that allow you to find the balance of style and comfort that is right for you.

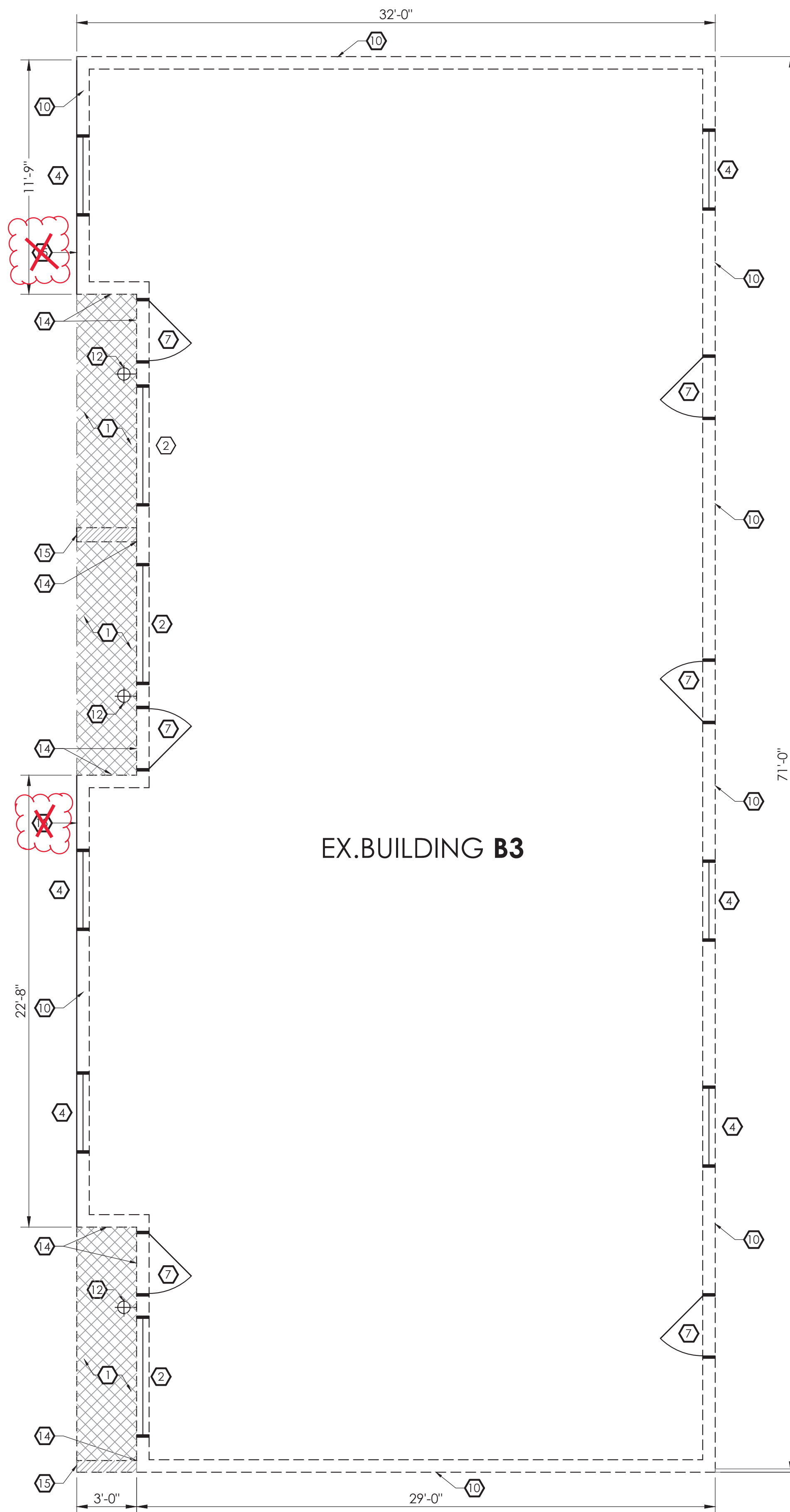
**Laguna Lattice** lends an air of sophistication and charm to your home's exterior, and helps you reduce your exposure to the sun by 40 – 60% without screening out refreshing breezes.

**Newport Solid Roof** shade structures provide you and your family with maximum protection. It's a perfect choice when you want an outdoor living area shielded from the sun, rain, snow, or other elements.

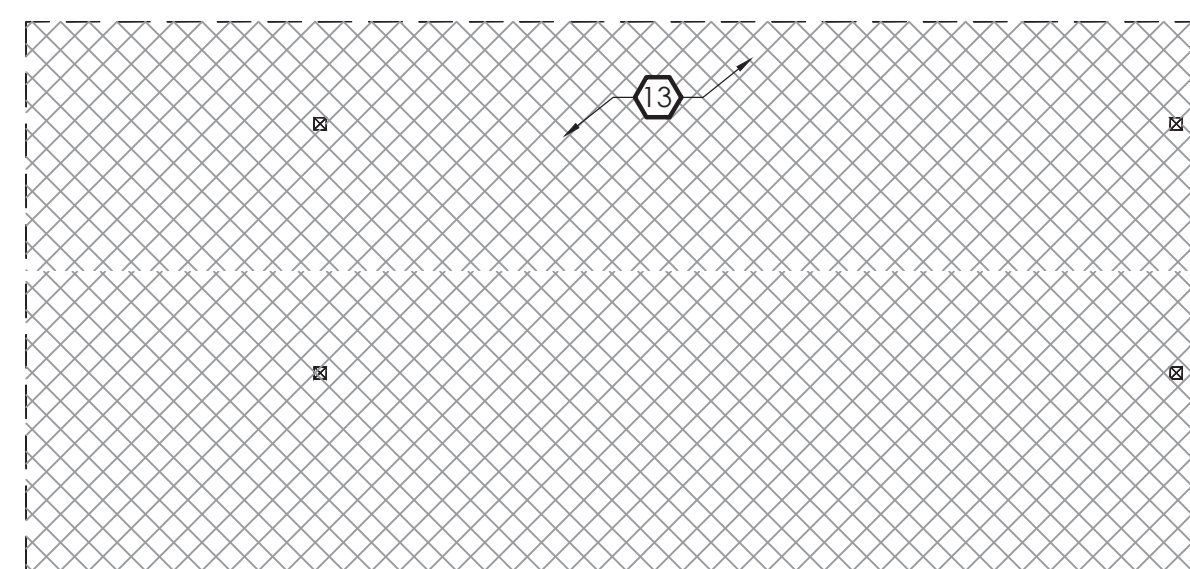




EX. BUILDING B1 & B2

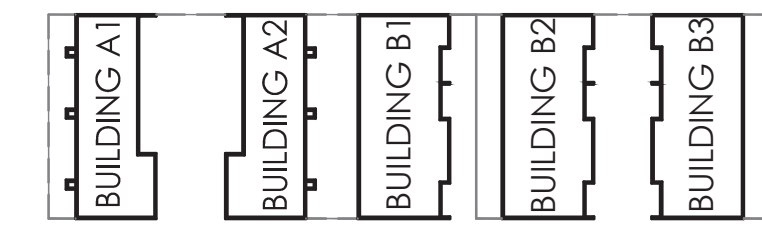


EX. BUILDING B3



**BUILDING B1, B2 & B3 DEMOLITION PLAN**

SCALE= 1/4" = 1'-0"



BUILDINGS KEY PLAN

**DEMOLITION NOTES**

- 1 EXISTING FRONT PORCH STRUCTURE TO BE REMOVED TO INCLUDE ROOF TILE, ROOF SHEATHING, ROOF RAFTERS, BEAMS, POSTS AND POST BASES.
- 2 REMOVE EXISTING WINDOW TO INSTALL NEW ANDERSEN 100 SERIES WINDOW 6'X4' TO MATCH EXISTING OPENING
- 3 REMOVE EXISTING WINDOW TO INSTALL NEW ANDERSEN 100 SERIES WINDOW 5' X 4' TO MATCH EXISTING OPENING
- 4 REMOVE EXISTING WINDOW TO INSTALL NEW ANDERSEN 100 SERIES WINDOW 4' X 4' TO MATCH EXISTING OPENING
- 5 REMOVE EXISTING WINDOW TO INSTALL NEW ANDERSEN 100 SERIES WINDOW 3' X 5' TO MATCH EXISTING OPENING
- 6 REMOVE EXISTING WINDOW TO INSTALL NEW ANDERSEN 100 SERIES WINDOW 1' X 4' TO MATCH EXISTING OPENING
- 7 REMOVE EXISTING DOOR AND DOOR FRAME TO INSTALL NEW PANELIZED 3' X 6' SOLID CORE WOOD DOOR WITH WOOD FRAME TO MATCH EXISTING OPENING
- 8 REMOVE EXISTING WINDOW TO INSTALL NEW ANDERSEN 100 SERIES WINDOW 3' X 3' TO MATCH EXISTING OPENING
- 9 REMOVE EXISTING DOOR AND DOOR FRAME TO INSTALL NEW PANELIZED 2' X 6' SOLID CORE WOOD DOOR WITH WOOD FRAME TO MATCH EXISTING OPENING
- 10 EXTERIOR WALLS TO REMAIN
- 11 REMOVE EXISTING COLUMN AND COLUMN BASE
- 12 EXISTING LIGHT FIXTURE TO BE REMOVED AND REPLACED WITH NEW WALL MOUNTED LIGHT FIXTURE OWNER PROVIDED CONTRACTOR INSTALLED AT THE SAME LOCATION
- 13 REMOVE EXISTING CARPORT TO INCLUDE ROOF COVER, EXISTING COLUMNS AND EXISTING COLUMN BASES
- 14 REPAIR EXISTING STUCCO AS NEEDED AFTER EXISTING WALL AND EXISTING FRONT PORCH REMOVAL.
- 15 REMOVE EXISTING COMPLETE WALL FROM FLOOR TO TOP OF WALL.

Demolition Plan For Buildings B1, B2 & B3  
 Tenant Improvements for  
 Arizona Ave. & 20th Street Apartment Complex  
 HOUSING AUTHORITY OF THE CITY OF YUMA

**VEGA & VEGA**  
 ENGINEERING PLLC  
 2619 S. AVE. 2 1/2 E. STE. 3  
 YUMA, AZ 85365  
 928-329-0000 TEL  
 928-247-6232 FAX  
 VnV@vegaandvega.com



Notes:

Scale: As Shown | Date: DEC, 2022  
 Drawn: STAFF | Job #: VnV22-500  
 Design: Vna.

Sheet

**REVIEWED FOR CODE COMPLIANCE**  
 The Approval of plans and specifications shall not be construed to be a permit, or an approval of, any violation of any codes or ordinances of the City of Yuma. The issuance of a permit based upon plans and specifications shall not prevent the BUILDING OFFICIAL from thereafter requiring the correction of errors or omissions in said plans and specifications.  
 on behalf of the Building Official 02/15/2023 10:50:05 AM  
 NOTICE: The Approved set of plans shall be maintained on the construction site at all times during construction.